



Princess Kraehe

Princess Tutu

Leafnin Cosplay Sisters—Master's Division




26



27

Fake Cleavage

Kraehe has some prominent cleavage, so I made some for modesty and for perky anime cleavage



Patterned using poster board



Base is bra foam padding assembled with hot glue




Felt layer provides smoothness over the foam



Nude spandex creates the illusion

Both layers are sewn by hand before both cups are sewn together

Reinforced corset




Pattern custom-made from a WW corset pattern


To support everything, the front piece must be strong. Base is cotton with duck canvas acting as support. Voile added as an outer layer to make everything shiny



Privacy midriff added for structural support. Corset sewn to fake cleavage by hand.




Internal structure



Clear straps added across back to create a backless support structure. Straps are adjustable and removable using a bra-making kit

Skirt and details

Overskirt is a double circle skirt, 1 layer of cotton with a voile overlay




Why yes, there are pockets!



Petticoat is 3 layers of tulle, 3 tiers each, tied with a drawstring and made out of a roll of wedding tulle



Feathers are 2 layers of voile fused together using a soldering iron. Each feather has a little bit of variance to make them more like organic feathers





Felt wig alternative

My sister hates wigs, so I decided to make her a comfy alternative



Layers of paper added (while watching hours of Mario speed runs) to a slouchy beanie to make a template that mimicked layered anime hair



Felt layers added one by one, sewn down by machine until the wig was complete. Each layer is spaced out to allow the beanie to stretch properly

